

Inspirational ideas for

# your kitchen

brought to you by **rooflights.com**



Updated for 2018



# Design that inspires



I'm always being asked what the latest 'in-thing' is to make a kitchen space extra special.

Kitchen design is like any other form of fashion: it's constantly changing and evolving in order to bring originality and style into the heart of the home. However there should always be a careful balance between style and functionality to deliver an impressive but practical living space for the entire family.

It's been great to work with Glazing Vision and rooflights.com; so many people underestimate the benefits of rooflights. Lighting can make or break a kitchen design so it's important to consider both task and ambient lighting. Make the most of natural light and always use LED lamps throughout – your rooflights should be designed alongside your kitchen, not as an afterthought.

This supplement offers an opportunity to look at some amazing spaces and explore current trends in kitchen design. We hope you enjoy it!

Lisa

[Lisamelvindesign.co.uk](http://Lisamelvindesign.co.uk)







Mulroy Architects

Buying a home in the capital will set you back a whopping £619,181.

The cost of purchasing a home in the UK continues to rise. According to the UK House Price Index (HPI), the average house price in the UK is £225,621 (as of January 2018). This demonstrates a 9% increase compared to the previous year. (Source: [landregistry.data.gov.uk](http://landregistry.data.gov.uk))

In London these figures are typically higher with property portal Rightmove reporting an annual increase of 5% meaning the cost of buying a home in the capital will set you back a whopping £619,181 on average.

Add to this the cost of moving, stamp duty, valuation and legal fees, and - let's face it - the sheer stress involved, it's no wonder more and more people are choosing to develop their existing property, rather than look for a new one.

We all live our lives very differently now and this is reflected in our homes. These days, homeowners are shunning traditional layouts in favour of open plan living and they are placing the kitchen/diner, or 'family room' as it's often referred to, at the heart of family living.

Modern communication methods and social media can leave us feeling isolated from our own family and loved ones, as our heads are constantly buried in our smart phones and tablet computers. That's why a communal family space that can be used for cooking, eating, watching TV or just hanging out together makes sense to many.

In this feature we'll look at the many different aspects of achieving a great design and help you spot some of the trends that interior designers and architects are following in order to get the most out of your space.



# Budget

Once you've decided to improve your space then the most obvious place to start is with the budget, you may already have funds in place to complete the works or you could be considering a loan or re-mortgage in order to cover the costs. At this stage it's always a good idea to seek some advice from the professionals.

Before getting started, estate agents can offer expert advice about local ceiling prices for similar properties and what other homeowners have done to their own houses in order to maximise their investment.

Depending on how ambitious your project is, getting an architect or kitchen designer involved is always a good idea. Often they will come up with solutions and practical advice that you may never have considered, and they can help you stay within budget.

Houzz is the leading platform for home renovation and design, providing people with everything they need to improve their homes from start to finish - online or from a mobile device. Its 2018 Kitchen Trends Study took responses from nearly 5,000 homeowners across the UK who had completed a kitchen renovation project in the previous 12 months, were currently working on a project, or planned to start work in the next three months. The results of the survey offer fascinating insight into current trends.

Part of the study focussed on the typical amount spent on a kitchen project - with the average overall spend being £10,300. Nearly one-third of respondents (27%) said their renovation would cost between £10,001 and £20,000. Perhaps even more surprising is that 18% of those who completed the survey planned to spend more than £35,000 on their kitchen renovation.

Whatever their budget, one constant among all of the participants was that a professional of some description was involved. Whether it was an architect (32%), designer (45%) or fitter (49%), nearly all respondents (93%) confirmed they 'hired a pro', so be sure to factor this into your budget from the offset.

27% of homeowners spend between £10,001- £25,000 on kitchen renovations.

Source: Houzz Kitchen Trends Study 2018



# Space for the family

The growing demand for an adaptable, open-plan kitchen is primarily due to homeowners wishing for a living area that accommodates the entire family – a homework space for the children, a storage area for pet supplies, a place to cook and entertain guests, or simply a location to unwind.

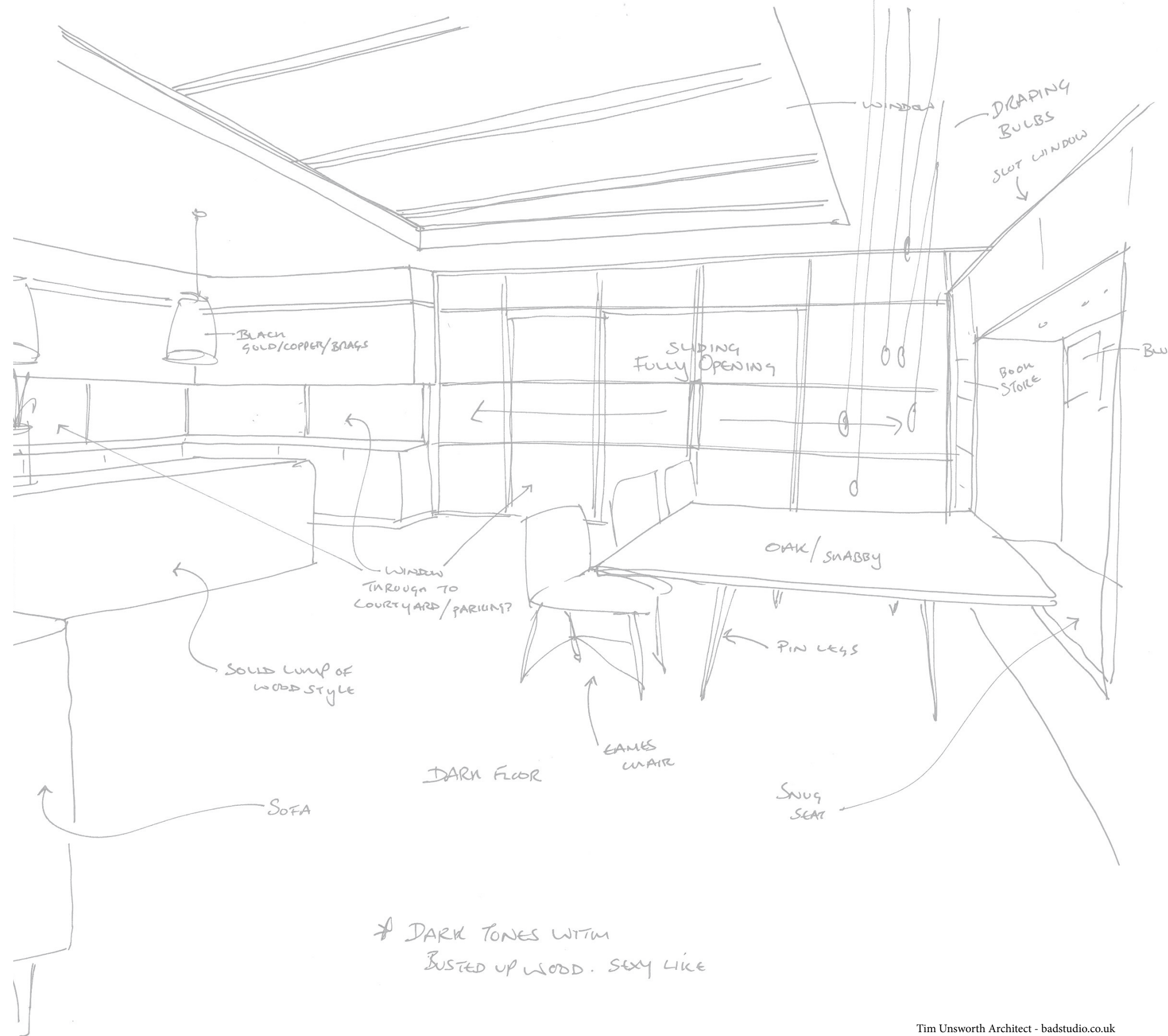
Ultimately, the best kitchen extensions are the ones that are adapted to your specific lifestyle needs. It's all very well creating a striking kitchen space but this will pose problems in the long run if it's not tailored to your family.

Work out your exact requirements before you move onto the specific design elements; how much storage do you need? Who will be using the space? How much of it is required for entertaining?

Knowing exactly who will be using the kitchen and for what purposes will help you to achieve your dream home.

Once you have a clear idea of how the kitchen will be used, you can then discuss the design aspects with the professionals. A kitchen designer can help you understand the trends, which elements need to be included, how to use the space to its full potential and which materials will stand the test of time.

The sketch to the right shows a few ideas you might want to include in a new kitchen design, and the next page has a list of design aspects to consider once you've mapped out your practical requirements.



Tim Unsworth Architect - badstudio.co.uk



The concept of a family room has certain dos and don'ts. As several people are likely to be using the space at the same time it's important to understand critical factors such as storage, not only for kitchen implements but also for the kids' toys or your collection of tablets, mobile phones and their chargers.

With an open plan space it's easy for 'stuff to migrate' and before you know it you end up with the dishes on the sofa and your tablet precariously balanced next to the sink!

Lighting and natural daylight are critical in such a large space, so plan your artificial lighting carefully with a combination of ambient and task lighting. Using glazing in the form of rooflights and bi-fold doors can dramatically transform internal spaces by harnessing natural daylight and in some cases assisting with natural ventilation.

Extraction is another important thing to get right, keeping control of cooking smells and steam will make the space more usable and encourage others to gather whilst you're busy in the kitchen. Be careful not to select an excessively noisy extractor unit though as this will make it hard for someone else to watch TV or listen to music in the same room whilst you're cooking.

# Getting the details right



Andrew Beasley Photography / Granit Chartered Architects

In this project the owners have used an entire wall to house an integrated book case for display and storage. The ultra-minimal kitchen space is juxtaposed with the cosier seating and dining area.

Lighting is taken care of by a combination of flush-fitting spot down lighters and pendant lighting over the kitchen island. This, coupled with two fixed rooflights over the seating area and main food preparation area, ensure the space is adequately lit both day and night.



# Colour palette








When it comes to modern colour palettes, a predominantly white kitchen still rules, with more than half of homeowners (55%) opting for a contemporary decor. White is the favourite colour for cabinets, splashbacks, walls and worktops, and for that ultra-minimalist look that's so popular right now, consider stainless steel appliances, along with flush-fitting cabinetry and handleless kitchen units.

But be careful not to take it too far, an all-white finish can sometimes feel a little stark and cold, so it's best to avoid a purely monotone appearance. One of the best ways to combat this is the selective use of an accent colour to provide visual interest and break up the space. Using accent colours in your scheme can also help to zone areas in an open plan design.

Colour can be introduced in a variety of different ways by using furniture and accessories, colour coded utensils and kitchen gadgets or even artwork on the walls. One of the benefits of this approach is that it's quick and easy to update the overall look and feel of the room as the seasons or your mood changes.

If you're not sure which colour to "pop" with, consider a bit of Ultra Violet, Pantone's colour of the year for 2018. Described by the colour experts as "dramatically provocative," this enigmatic purple is sure to bring some fresh energy to your kitchen – and you should be able to find a wide range of accessories in this beautiful tone.



the online rooflight shop





If you're looking for an alternative to white but you still want to maintain a clean and contemporary colour scheme, using soft, muted colour palettes can work particularly well.

Cool greys and pastel colours are popular choices, with various shades of blue being a top choice for those who wish to bring some bolder colour to their kitchen design.

Cashmere kitchens have also seen a big increase in popularity recently. Named after the luxurious wool, the cashmere colour is a soft warm grey, or muted brown, that provides a natural and neutral shade. It's a great choice for creating a sophisticated finish in both modern and traditional kitchen designs – and it can pull off the ultimate trick of making a room look like it was more expensive than it actually was.

## Today's most popular cabinet colours are white, grey and blue.

Source: Houzz Kitchen Trends Study 2018



Muted colour schemes can work well in kitchen designs.





Modern kitchens perform multiple roles in the family. So they're the rooms that are most likely to require several different approaches to lighting, in order to ensure the space is sufficiently lit. Options range from direct under cabinet lighting for food preparation, to recessed spotlights in the ceiling for general lighting, to feature pendant lights to create mood and help to zone open plan spaces.

There is a mind boggling amount of different fixtures and fittings for interior lighting. Houzz reports that the top three lighting types are recessed lights (used by 62% of homeowners), under-cabinet lights (55%) and pendant lights (50%)

Pendant lights are a great choice for providing light over kitchen islands and dining tables, while also adding a bit of decorative flair. They're typically contemporary in style, featuring industrial elements in metals or glass.

If you're thinking about incorporating some metallic into your design, the lighting can be a great place to do this. Stainless steel will always be a classic choice, but warmer-toned metals like copper and gold are also increasing in popularity – and you're sure to find a variety of light fixtures incorporating them.



Adelina Iliev Photography / Trevor Brown Architect

# Light up your life



# Go natural

Natural daylight is an important part of any design scheme and, in most cases, the more natural light you can incorporate, the better.

Studies have found that natural light can boost your mood, make you more productive and reduce stress. It's also a low-energy and cost-effective way to keep your interior illuminated during the day.

Historically window options for kitchen design have been pretty conservative. Many of us grew up in homes with a traditional layout, including a window situated over the kitchen sink. This type of set up can still work very well, particularly if you're lucky enough to benefit from a beautiful garden or outstanding view. But design trends move on, and you now have more choices for increasing the amount of natural daylight and make the most of your views if you have them. Just some of the options include rooflights, roof windows, bi-fold doors and glass walls.

Pictured right, we have a typical high-end kitchen extension to a period property. One of the challenges with these types of schemes is that they create long, often narrow spaces. Where these properties are part of a terrace, options are limited for the placement of traditional windows.


In this case, the client has opted to install a 'frameless' fixed roof window overhead, providing a clean, minimal appearance and plenty of natural daylight in the high-use areas.



James Curtis / Nicolas Dassler Photography

Installing rooflights is an effective way to boost natural daylight.





This renovation demanded a large amount of storage, which in turn limited the options for window placement due to the number of wall-mounted cabinets installed. However, they have very cleverly installed narrow window apertures between the cabinet tops and ceiling, using what is normally 'dead space' as an effective means of harnessing natural daylight. This is also a contemporary design feature that complements the modern, fresh look and feel of the space.

To maximise views of the beautifully landscaped garden, a large section of glazing has been installed which wraps around the corner of the building. The design also allows for a bespoke window seat that provides a great reading and relaxing spot.

Externally the use of vibrant colour isolates the glass as a design feature and adds modernity helping to identify the new extension within the context of the building.





# Effective ventilation

The purpose of designing a large family space is to encourage everyone to spend more time together, so making the area as comfortable as possible is key.

The last thing you want is to be preparing the Sunday roast on your own, as the kitchen area fills up with steam and cooking smells. Effective extraction is crucial but these days you're not limited to just a traditional cooker hood.

The design pictured left cleverly uses a kitchen extractor manufactured from glass and stainless steel which doubles as a lighting feature. This unit provides a focal point in the room and allows placement of the hob in the central kitchen island without compromising the overall design.



# The al fresco experience

Thinking outside the box, there are other ways of ventilating your cooking area which can radically change a kitchen family space into something far more dramatic.

In this scheme, the architect has specified a bespoke sliding glass rooflight, which allows the entire ceiling space above the kitchen to open up at the touch of a button.

Imagine the look on your friends' faces when your rooflight begins to retract allowing everyone to enjoy an 'al fresco' dining experience without even leaving the house.





# Bring the outside in



Sam Edwards - 50 Degrees North



Sam Edwards - 50 Degrees North

According to Houzz, more than a quarter of homeowners significantly increase the size of their kitchens during renovations – and 52% open up their kitchens to the outdoors in some way.

If you have a garden or outdoor space, installing a set of doors in your family room is more popular than ever. They can improve the flexibility of your layout by bringing the outdoors in, vastly increasing natural daylight and allowing the outside space to be visible from indoors. Great if you have kids or pets that need to be kept an eye on.

In most modern conversions, the more traditional wooden framed French doors have given way to contemporary bi-fold or sliding doors with larger expanses of glazing and extruded aluminium frames.

The latest designs offer a tremendous amount of scope ranging from conservatively specified two to four leaf openings, to entire corner units leaving the impression that the entire building fabric is ‘floating’ without any means of support.

the online rooflight shop

More than a quarter of homeowners significantly increase the size of their kitchens during renovations.





This project truly makes the most out of a contemporary bi-fold door install by ensuring that flooring materials are identical both inside and out. The finish and levels are so precise that it's hard to tell where the building fabric ends and the patio area begins.

Two large rooflights have been also been installed on the flat roof over the dining area, ensuring the space is flooded with as much sunlight as possible.





The design of the sliding doors on this project has resulted in a floating-building effect. This visual masterpiece was made possible by clever engineering and purity of design.

Sliding glazed sections on each aspect meet at the corner and lock together. Although a more expensive option than a standard set of bi-fold or French doors, this level of finish is still available off the shelf from the manufacturers.

Combining the sliding door detail with a large modular rooflight overhead adds further drama to the scheme.

**A visual masterpiece made possible by clever engineering and purity of design.**





When embarking on a major kitchen renovation, it's only natural to want to inject some personal style into the space.

A kitchen and family room can say a lot about your lifestyle and living habits, so style-conscious homeowners are spending big bucks to get the right look.

When it comes to modern kitchens, contemporary is king, with 55% of homeowners opting for the modern look. Meanwhile, traditional and country-style kitchens have fallen in popularity.

The industrial kitchen style was very popular in the early noughties thanks to its bold and assertive finishes. An updated version of this style features a softened look. The right details - such as metallic and concrete finishes and an accent colour palette provided by accessories and plants - can help create an industrial look that is striking and confident, as well as on-trend.

In this project, a large glass rooflight was used to bring much needed natural daylight into the space, which could have otherwise become too dark with the muted finishes.










# Difficult spaces



In older period properties you will often encounter problem spaces that are difficult to incorporate into your design, be it an odd shape, a hard-to-access area or simply an overly dark space. Sometimes a little more thought is required to make the best use of these areas.

Additional storage is always a good idea as there is a plethora of options available to provide storage for pots and pans, tins, jars and things best hidden away such as the kids' muddy shoes.

In this project the architect has managed to squeeze in a large book case in the corridor meeting the new kitchen space. Thanks to the large modular glass rooflight overhead, the tight space has maintained a light and airy appearance.



# Island living

According to Houzz, over 40% of those surveyed opted to include a kitchen island as part of their renovation.

Installing an island maximises worktop space and storage, which would have previously just been unused floor space.

You can have practically anything integrated into your kitchen island, provided you plan accordingly. For example, plumbing and drainage will be needed if you plan to have a sink installed. Or if you're considering locating your cooker in a kitchen island, ensure that adequate electrics are planned in, as well as ventilation or extraction.

Pictured right, useful plug sockets neatly fitted underneath this island, meaning you can plug in all your kitchen gadgets or even a laptop to help the kids do their homework.





The choice of which flooring materials to use in your family room is critical.

As a multi-use space the flooring finish should be expected to withstand harsh treatment and be suitable for a variety of different situations.

It will need to be hard wearing and robust but still comfortable to walk on and not feel overly stark or cold. It should be easy to clean but require little maintenance to keep it watertight. It will also need to be the right colour in order to maximise a feeling of light and space without showing up every mark or blemish.

Depending on your layout, using a combination of different materials is usually a very effective way of zoning a space. As well as providing a visual indication to the different areas, the most suitable materials can be used to improve function.

For example, the project featured here uses tiling in the main kitchen galley space but switches to wooden flooring in the dining and social areas.

Although hardwood or engineered wooden floors have become more popular, the majority of homeowners are still opting for a ceramic or porcelain tiled floor, due to their versatility and seemingly endless array of finishes.

Stone and polished concrete are favoured by those looking for a minimalist finish - done right, this can provide a striking feature with a unique appearance.

While the look and feel of your kitchen floor are important characteristics to think about, there are other things that should also be considered before making your purchase. For example: how durable is the flooring? Is it slip resistant? And how easy is it to clean and sanitise?



# Fantastic flooring

- 31% Ceramic or porcelain
- 16% Engineered wood
- 14% Stone (tile or other)

Source: Houzz Kitchen Trends Study 2018





Steve Fox - Manalo and White

Polished concrete flooring is favoured by those looking for a minimalist finish.





# Worktops & cabinetry



Kitchen cabinetry has become more and more refined. It is typically found in one of two styles; either simple Shaker style doors with muted colour finishes, or ultra-minimalist with a high-gloss finish, often in bold colours to act as an accent within the rest of the design.

Solid wood remains enduringly popular with country style kitchens but even these have succumbed to the latest contemporary aesthetic.

The choice of worktop tends to be more wide ranging, although granite finishes have long been the most popular choice, engineered quartz has increased in popularity to become the leading worktop material. According to the Houzz survey, engineered quartz was the worktop surface of choice for 28% of homeowners, while granite and laminate were both used in 18% of refurbishment projects.

There are plenty of reasons that engineered quartz has become the favourite worktop material. For one thing, it provides a non-porous surface, making it impervious to bacteria and germs and also reducing the chance of staining. The material is resistant to scratches and abrasions, it doesn't require sealing, it can be easily cleaned with soap and water and it requires very little maintenance. Plus, it's available in a seemingly endless array of colours, so homeowners can choose the perfect shade to go in their new kitchen.

When choosing worktop materials and cabinetry, remember to consider practicality for your family as well as aesthetics.

If you have young children, a material that marks easily such as glass is not ideal.

If you like cooking, consider a heat-resistant material such as granite around your hob, so that you can move hot pans off the heat and onto the worktop, without causing damage.

If hygiene is a concern, think about antibacterial materials such as stainless steel. Remember that steel will scratch over time, creating a worn patina that some love - but if you want a pristine worktop, it might not be the right choice for you.





Richards & Warren

# Appliances



High-tech kitchen appliances continue to gain popularity. Colour touchscreens and wireless control are increasingly common features in modern kitchens as the ‘internet of things’ allows us to connect more and more gadgets in our homes.

When re-modelling the kitchen, homeowners often choose to integrate traditional white goods in a way that hides them from views. Usually, the items that remain on display feature stainless steel or gloss black finishes.

As busy families continue to look for ways to save time, while ensuring the house stays tidy, it’s easy to see why the most popular new kitchen appliance is a dishwasher – Houzz reports they were installed in 81% of kitchen projects. Other appliances that are often updated in a kitchen refurbishment include the refrigerator/freezer (78%) and the extractor fan (75%).

New cookers are another favourite part of an upgraded kitchen and they serve as the central hub of any good family room. The type of unit you go for will depend to a certain extent on available services such as gas or electric. While large range-type cookers are still lusted after in high-spec kitchens, some homeowners are also seeking out alternatives such as large-capacity ovens, double ovens and ovens with sous-vide functionality.

## Top new cooker types

- 41% Induction
- 29% Gas
- 17% Gas/Electric

Source: Houzz Kitchen Trends Study 2018



# Trendy kitchen checklist



## 1. Clutter free

No matter how fab your new kitchen is, if the worktops aren't clear it's just not going to look its best. While the most effective way to get rid of the mess is to reduce what you've got, having plenty of storage will give you space to hide everything away and still achieve that zen-like minimalist appearance. According to Houzz, some of the most popular built-in cabinet storage includes cutlery organisers, deep drawer organisers and pull-out waste or recycling cabinets.



## 2. Wide open spaces

Turn your kitchen into a place for entertaining and spending time with family. If it's structurally possible, consider busting down some walls to create an integrated space for cooking, dining and lounging. Or put in some bi-fold doors, a rooflight or bigger windows to bring the outside in.


## 3. Colourful pops

Whites and neutrals are on-trend for the main elements of your kitchen, but be sure to add some pizzazz with pops of colour. Ultra Violet was named Pantone's colour of the year, and it's a perfect choice for adding some unique style and character to your new kitchen.



## 4. Integrated appliances

Concealing appliances can help to create a seamless kitchen aesthetic. It's also fun to watch visitors try to figure out where the fridge is.



## 5. High-tech assistants

Smart speakers are growing in popularity, and with their hands-free operation, they can really prove useful in a kitchen. Convert measurements, set timers, add items to your shopping list and get recipe ideas - all using voice commands. You can even use these smart devices to play music or audiobooks to keep you entertained while cooking or cleaning.

## 6. Eco-style

More and more homeowners are opting for sustainable and natural materials to decorate their kitchens - and this is a look that works well in both modern and traditional decors. Kitchen accessories like sisal rugs, potted herb plants and bamboo cutting boards are all environmentally friendly options that look great too.

## 7. Warm toned metallics

These days, chrome and stainless steel aren't the only choice when it comes to kitchen metallics, and people are jumping at the opportunity to use something a little different - like gold and copper finishes - instead.

## 8. Quartz worktops

After decades of being the worktop material of choice, granite has dropped to second choice behind engineered quartz. Why is quartz the new favourite? Well, it's easy to take care of, easy to clean, it can be used on both vertical and horizontal surfaces and it's available in a huge range of colours.

## 9. Induction hob

Energy efficient, fast, safe and easy to keep clean, induction hobs are the most popular choice for kitchen refurbishments. They work by - well, it seems like magic but it's science. And they're great.

## 10. Rooflights and roof windows

Flood the room with beautiful natural sunlight, make the most of your sky views and create a stunning feature in your kitchen. Even if it's raining, rooflights and roof windows can be entertaining.



# We did it!

## A family space for the Golders

Suzanne and Mark Golder bought their home back in 2005. In the 1 years since then, the couple has added two children and two dogs to the family. This, together with their shared passion for cycling (complete with an ever growing mountain of cycling equipment), left them feeling they'd outgrown the space.

While moving house was an option, the Golders ultimately decided that their current location was perfect, thanks to its good schools, green spaces and lovely community feel. Also, the cost of buying a new home seemed excessive - especially since they wanted plenty of space for family life and entertainment.

Instead of moving, Suzanne and Mark chose to extend the rear of the property and reconfigure the layout to make the most of the space they had available.

Two children, two dogs and an ever-growing mountain of cycling equipment left them feeling they'd outgrown the space.



Golders House  
BOOT ROOM  
Dirty Bikes + Wet Dogs

The kitchen, utility, cloakroom and current office in the rear part of the garage were re-arranged to create a large kitchen and family space. The building work also enabled them to create a boot room large enough for indoor bike training, a downstairs shower room, an office and plenty of bicycle storage space in the garage.

Roof windows were installed on the extension's pitched roof to help lighten up the space. An on-site carpenter built a window seat into the downstairs bay window, providing seating for two at the dining table. A bench at the other end provided additional seating, so the family can comfortably fit up to ten people at meal times.



The Golders worked with project managers Resolution Property Group and architect Bradbury Design to plan the new space. Kitchen designer Lisa Melvin was also involved in the project - she helped to ensure everything on the family's wish-list was incorporated and provided invaluable advice on creating a family area that would be beautiful, as well as practical.

"A working family is a constant juggling act, and Lisa helped us identify clever solutions to make life easier," Suzanne explained. "This included a breakfast area for busy mornings to get the family out to school and work. In the evening, the children can use the space to do their homework while I cook dinner."

Thanks to Lisa's input, the couple was able to combine Suzanne's preference for traditional style with Mark's desire for high-spec finishes.

## Mark cooks the Sunday roast and was adamant he wanted an eye-line oven.

"Mark cooks the Sunday roast and was adamant that he wanted an eye-line oven. I had always wanted a range and cook the remaining six days of the week. Thanks to Lisa's help we were able to blend our requirements and give us both what we wanted," Suzanne explained.

### 10 top tips for a pain free build.

1. Get professional advice at the beginning.
2. Have a contingency plan and budget.
3. Keep your pets away from the project area.
4. Prepare for dust.
5. Leave clear instructions for trades.
6. Stock up on tea and sugar - builders like a cuppa.
7. Stand by design decisions but prepare to make decisions on site.
8. Spend time getting the details right.
9. Use a snagging list throughout the build.
10. Take before and after pictures.



## What we spent

Structural building work	£25,000
Kitchen and boot room	£23,000
Furniture and decorating	£8,000
Plumbing	£6,500
Electrics	£5,000
Garden and garage update	£5,000
Project management	£4,500
Shower room	£3,000
Flooring materials and labour	£2,500
Architects fees and planning	£1,700
<b>Total</b>	<b>£84,200</b>

### Build time

21 weeks including snagging and decorating.

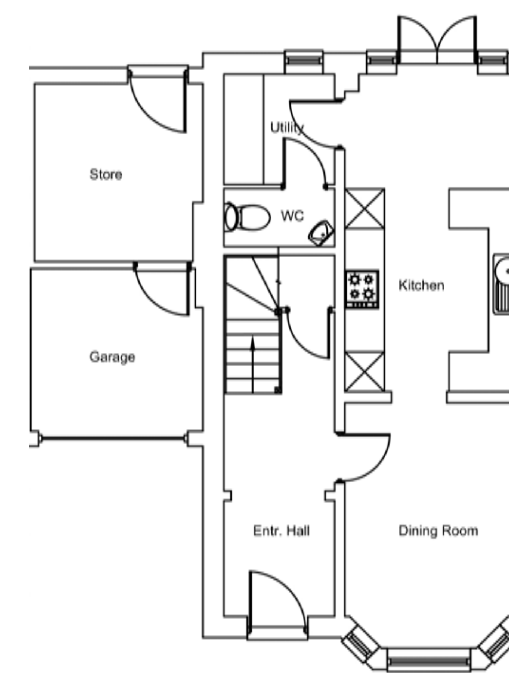
### We gained

2 rooms and an extra 296 sq/ft

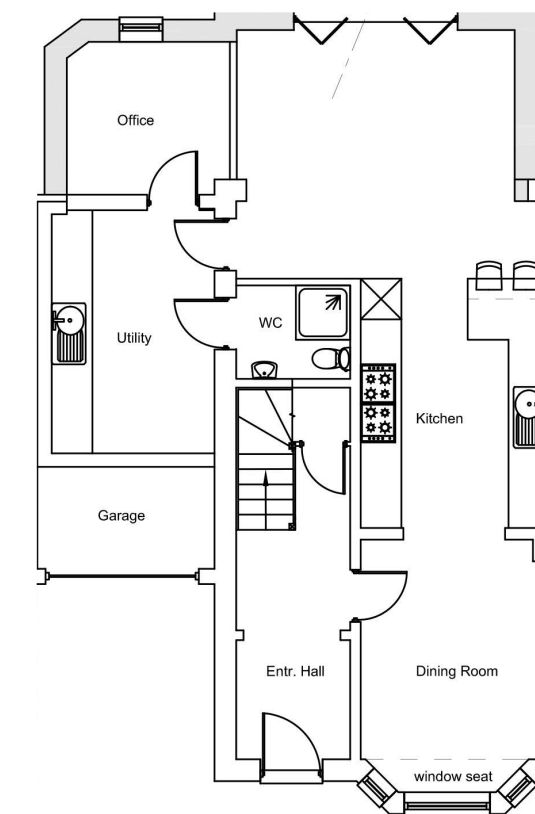
### Thanks to

Bradbury Architects  
Lisa Melvin Design  
Resolution Property Group

Below and right: The new extension allows more room for a family space and includes larger utility area, shower and home office, plus space for the bikes too.



before



after



The inspirational projects shown throughout this feature are included to help fuel your own renovation ideas. We would like to thank all of the architects, photographers and clients for their help in bringing these stunning projects to life and for sharing their experiences and pictures.

Remember that getting the best results and value from your new kitchen space requires careful planning from the very beginning.

While aesthetics are important, so is practicality. A kitchen design should not only look great; it also needs to function in the best way possible.

Try to separate the space into individual zones and consider how each of these areas will subtly flow into each other. By creating these zones, you'll be able to determine how the kitchen is used every day and ensure that it meets the needs of each family member.

Finally, don't forget to have fun with your new kitchen design. A few bright colours, glazing that brings the outdoors in and unique finishing touches will all help create a space that's both practical, and which your family can enjoy spending time in for many years to come.



Sit back and relax



Thanks to:

Adelina Illiev Photography  
Andrew Beasley Photography  
Andrew Mulroy Architects  
Archea Ltd - Mai-ling Leung  
Architecture: WK - Sam Kamleh  
Badstudio - Tim Unsworth  
Chadwick Dryer Clarke Studio Architects  
Design Cubed Architects  
Eldridge Smerin Architects  
Granit Chartered Architects  
James Curtis  
Joel Knight Photography  
Lisa Melvin Design  
Nicolas Dassler Photography  
Richards & Warren Architects  
Sam Edwards - 50 Degrees North  
Simon Maxwell Photography  
Soup Architects  
Steve Fox - Manalo and White  
Suzanne and Mark Golder  
Tim de Graag Architect (Netherlands)  
Tony Timmington Photography  
Trevor Brown Architect  
Will Pryce Photography

Data provided by:

Houzz Kitchen Trends Study 2018  
2018 UK House Price Index

**GLAZINGVISION**

[rooflights.com](http://rooflights.com) is a division of

Glazing Vision are technical experts in the design, manufacture and supply of precision engineered, architectural glass rooflights for residential and commercial buildings.

[rooflights.com](http://rooflights.com) features a selection of the most popular Glazing Vision rooflights available off the shelf with next day delivery.

